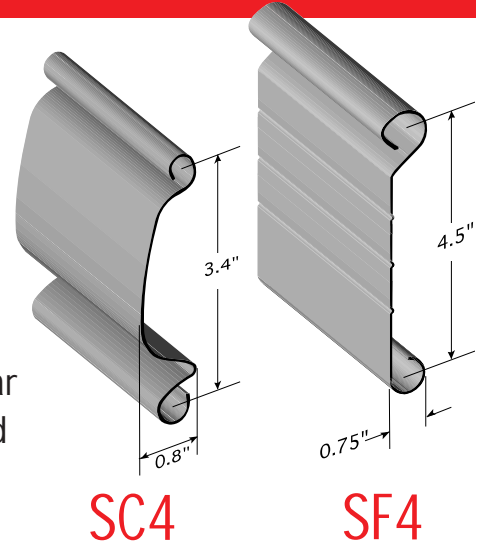




HIGHLIGHTS

- Economically priced
- Band spring counterbalance
- Roll formed guides
- Wide profile slat
- 22 gauge galvanized steel curtain
- Steel angle bottom bar
- Galvanized steel hood
- Easily serviced



SC4

SF4

SPECIFICATIONS

FURNISH Rolling Steel Gates Series 100 as manufactured by "ADT" complete with curtain, hood, guides, counterbalance and options as specified.

OPERATION

- manual lift
- internal central motors

CURTAINS consists of interlocking SC4 or SF4 slat cold rolled formed from galvanized steel. Steel slats are to be galvanized as per A.S.T.M. A653. Each curtain shall receive a bottom bar to maintain slat alignment and posture.

BOTTOM BAR shall consist of an interlocking slat carriage bolted to a 2" x 2" x 1/8" hot rolled angle. Lifting handle is centered.

SPRING COUNTERBALANCE is computer designed. Using ADT Helical Power Pack springs. Housings rotate around a fixed pipe shaft using steel cup bearings.

GUIDES to be rolled formed from 11 gauge steel into a 2 1/2" deep channel with 3/8" returns. Guide is field welded to mounting angle, minimum 2" x 2" x 1/8" hot rolled.

HOODS shall consist of #24 U.S. gauge steel. Hoods are designed to protect and house counterbalance assembly.

END BRACKET PLATES shall be of sufficient gauge to minimize deflection. Each plate has welded angle pipe support to accept spring shaft assembly.

LOCKING using "HASPS & PINS" a galvanized steel pin padlocked to a steel hasp welded to the track. For other locking mechanisms see "LOCKS".

FINISH all exposed non-galvanized surfaces shall receive a shop coat of rust inhibiting primer. Field painting not included in this section.

INSTALLATION to be by ADT or by an authorized dealer.

OPTIONS

- Sloping bottom bar
- Grille section
- Perforated section
- Vision lites
- Bolted assembly
- Slat locks
- Security panel
- Panic release
- Remote control

CENTRAL OPERATORS

CLEARANCES

Used in new installations or renovations, central motors are specially designed to operate rolling shutters, rolling doors and rolling grilles using spring box counter-balancing systems.

Specifications:

- Requires no additional side clearance
- 115v - 60 single phase
- Thermally protected against overheating.
- Maximum continuous running time: 5 minutes
- Max 20 up and down operations per day
- Limit switch capacity of 11 revolutions
- U.L. recognized




Note:

When computing total load on the operator a 35% safety factor is taken against its maximum lifting capacity.

2 Models Available:

- 202** Operator with a continuous brake system with a clutch override for emergency situations.
- 302** Operator without a brake system. Gate must be padlocked closed. Emergency operation at all times.



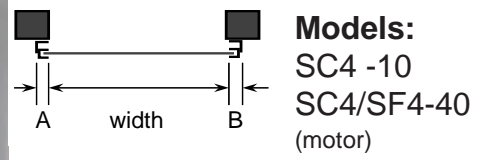
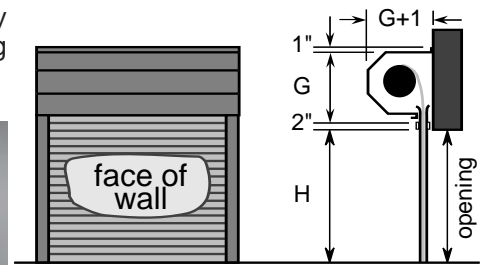

Options:

Control/Remote Board:

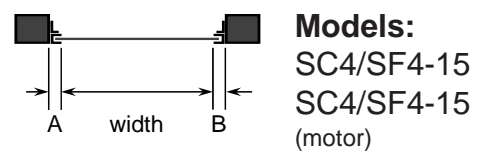
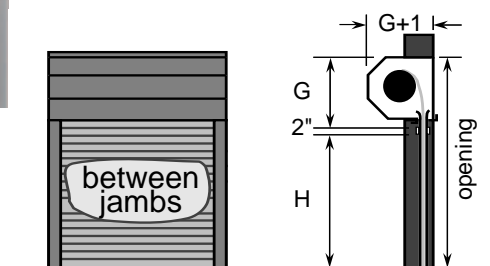
Model RC100 allows remote operation of the door and adds connections for safety devices.

Panic Release Lever:

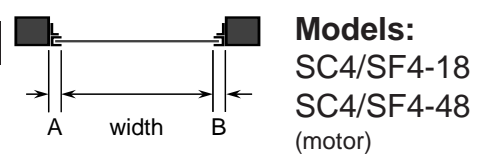
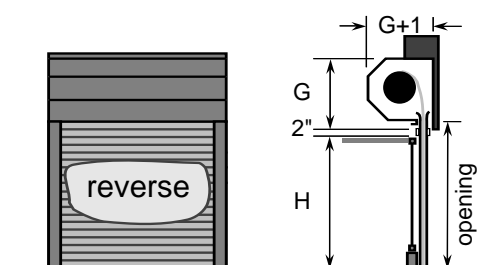
Model LD-02515 allows quick release of model 202 brake system in the event of an emergency.



Models:
SC4 -10
SC4/SF4-40
(motor)



Models:
SC4/SF4-15
SC4/SF4-15
(motor)



Models:
SC4/SF4-18
SC4/SF4-48
(motor)

CURTAIN TYPE 100 SERIES

- SC4** clamshell slat service door
SF4 flat slat service door

CURTAIN FINISH 100 SERIES

- GS** Galvanized steel

TRIM FINISH OPTIONS

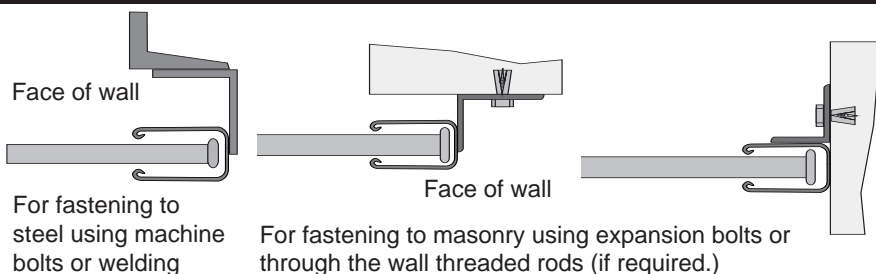
HOOD	GUIDES	BOTTOM BAR
BRONZE	BRONZE	BRONZE
BLACK	BLACK	BLACK
GREY	GREY	GREY

WIDTH	A	B
to 12'6"	2-1/2"	2-1/2"

H - HEIGHT	G
to 9'6"	15
9'6" to 11'6"	15
11'6" to 13'6"	16

Where clearances are critical, dimensions may be reduced. Refer inquiries to our Engineering Department.

E-MOUNT Z-MOUNT BETWEEN THE JAMBS



Advanced Door Technologies
34 N. Crystal Street
East Stroudsburg PA 18301
(570) 421-5929
<http://www.adtdoor.com>