

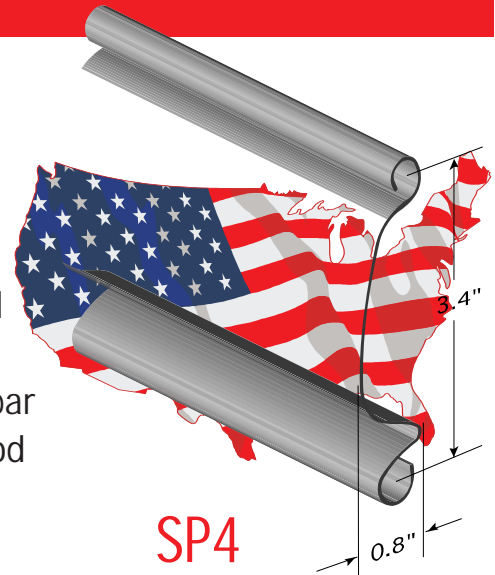


# ROLLING STEEL PERFORATED DOORS 125 SERIES



## HIGHLIGHTS

- Economically priced
- Band spring counterbalance
- Roll formed guides
- Wide profile slat
- 22 gauge galvanized steel curtain
- Steel angle bottom bar
- Galvanized steel hood
- Easily serviced



## SPECIFICATIONS

**Furnish** Rolling Steel Gates Series 125 as manufactured by "ADT" complete with curtain, hood, guides, counterbalance and options as specified.

### OPERATION

- manual lift
- internal central motors

**CURTAIN** consists of interlocking slats cold rolled formed from galvanized steel clamshell profile (SP4). Slat thickness shall be calculated with U.S. gauging with a minimum of 22ga. for doors up to 22'4" wide. Steel slats are to be galvanized as per A.S.T.M. A653. Each curtain shall receive a bottom bar to maintain slat alignment and posture.

**BOTTOM BAR** shall consist of an interlocking slat carriage bolted to a 2" x 2" x 1/8" hot rolled angle. Lifting handle is centered.

**SPRING COUNTERBALANCE** is computer designed. Using ADT Helical Power Pack springs. Housings rotate around a fixed pipe shaft using steel cup bearings.

**GUIDES** to be rolled formed from 11 gauge steel into a 2 1/2" deep channel with 3/8" returns. Guide is field welded to mounting angle, minimum 2" x 2" x 1/8" hot rolled.

**HOODS** shall consist of #24 U.S. gauge steel. Hoods are designed to protect and house counterbalance assembly.

**END BRACKET PLATES** shall be of sufficient gauge to minimize deflection. Each plate has welded angle pipe support to accept spring shaft assembly.

**LOCKING** using "HASPS & PINS" a galvanized steel pin padlocked to a steel hasp welded to the track. For other locking mechanisms see "LOCKS".

**FINISH** all exposed non-galvanized surfaces shall receive a shop coat of rust inhibiting primer. Field painting not included in this section.

**INSTALLATION** to be by ADT or by an authorized dealer.

## OPTIONS

- Sloping bottom bar
- Kick plate using 4SC slats
- Bolted assembly
- Slat locks
- Security panel
- Panic release (motorized)
- Remote control (motorized)

**CENTRAL OPERATORS**

**CLEARANCES**

Used in new installations or renovations, central motors are specially designed to operate rolling shutters, rolling doors and rolling grilles using spring box counter-balancing systems.

**Specifications:**

- Requires no additional side clearance
- 115v - 60 single phase
- Thermally protected against overheating.
- Maximum continuous running time: 5 minutes
- Max 20 up and down operations per day
- Limit switch capacity of 11 revolutions
- U.L. recognized




**Note:**

When computing total load on the operator a 35% safety factor is taken against its maximum lifting capacity.

**2 Models Available:**

- 202** Operator with a continuous brake system with a clutch override for emergency situations.
- 302** Operator without a brake system. Gate must be padlocked closed. Emergency operation at all times.



**Options:**

**Control/Remote Board:**

Model RC100 allows remote operation of the door and adds connections for safety devices.



**Panic Release Lever:**

Model LD-02515 allows quick release of model 202 brake system in the event of an emergency.

**CURTAIN TYPE 125 SERIES**

**SP4** clamshell slat service door

**CURTAIN FINISH 125 SERIES**

**GS** Galvanized steel

**TRIM FINISH OPTIONS**

**HOOD**  
BRONZE  
BLACK  
GREY

**GUIDES**  
BRONZE  
BLACK  
GREY

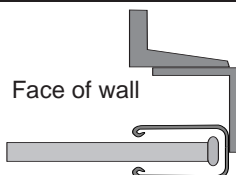
**BOTTOM BAR**  
BRONZE  
BLACK  
GREY

Where clearances are critical, dimensions may be reduced. Refer inquiries to our Engineering Department.

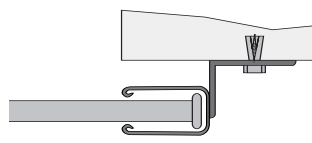
**E-MOUNT**

**Z-MOUNT**

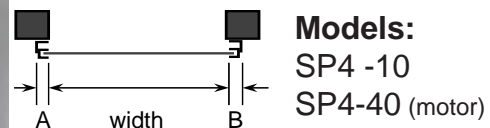
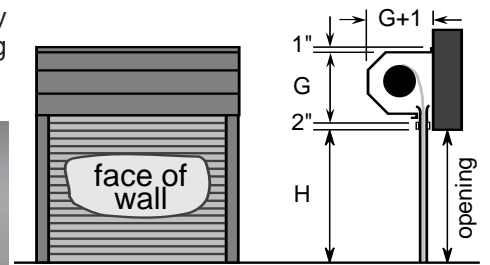
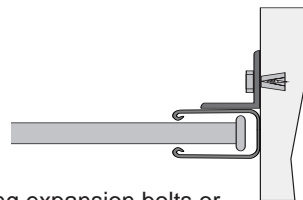
**BETWEEN THE JAMBS**



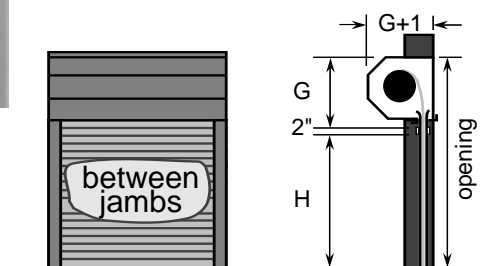
For fastening to steel using machine bolts or welding



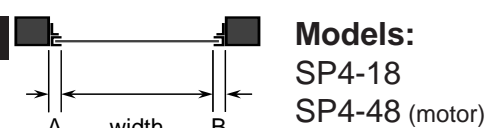
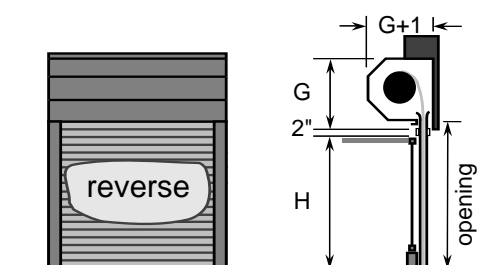
For fastening to masonry using expansion bolts or through the wall threaded rods (if required.)



**Models:**  
SP4 -10  
SP4-40 (motor)



**Models:**  
SP4-15  
SP4-45 (motor)



**Models:**  
SP4-18  
SP4-48 (motor)

WIDTH	A	B
to 12'6"	2-1/2"	2-1/2"

H - HEIGHT	G
to 9'6"	15
9'6" to 11'6"	15
11'6" to 13'6"	16

Advanced Door Technologies  
34 N. Crystal Street  
East Stroudsburg PA 18301  
**(570) 421-5929**  
<http://www.adtdoor.com>